

ILLINOIS STATE BOARD OF EDUCATION
School Business Services Division

Accounting Basis:

Cash
 Accrual

SCHOOL DISTRICT BUDGET FORM *
July 1, 2014 - June 30, 2015

Unbalanced budget, however, a deficit reduction plan is not required at this time.

Date of Amended Budget: _____
(MM/DD/YY)

District Name: LaSalle-Peru Twp High School 120
District RCDD No: 35-050-1200-17

Budget of LaSalle-Peru Twp High School 120, County of LaSalle,
State of Illinois, for the Fiscal Year beginning July 1, 2014 and ending June 30, 2015

WHEREAS the Board of Education of LaSalle-Peru Twp High School 120,
County of LaSalle, State of Illinois, caused to be prepared in tentative form a budget, and the Secretary
of this Board has made the same conveniently available to public inspection for at least thirty days prior to final action thereon;

AND WHEREAS a public hearing was held as to such budget on the 24th day of September, 2014,
notice of said hearing was given at least thirty days prior thereto as required by law, and all other legal requirements have been complied with;




NOW, THEREFORE, Be it resolved by the Board of Education of said district as follows:
Section 1: That the fiscal year of this school district be and the same hereby is fixed and declared to be

beginning July 1, 2014 and ending June 30, 2015.

Section 2: That the following budget containing an estimate of amounts available in each Fund, separately, and expenditures from each
be and the same is hereby adopted as the budget of this school district for said fiscal year.

ADOPTION OF BUDGET

The budget shall be approved and signed below by members of the School Board. Adopted this 24th
day of September, 2014 by a roll call vote of 5 Yeas, and 0 Nays, to wit:

MEMBERS VOTING YEA:	MEMBERS VOTING NAY:
	
	
	

* Based on the 23 Illinois Administrative Code-Part 100 and inconformity with Section 17-1 of the School Code.
(1) A certified copy of this document must be filed with the county clerk within 30 days of adoption as required
by Section 18-50 of the Property Tax Code (35 ILCS 200/18-50).
(2) Districts are required to submit the adopted/amended budget electronically to ISBE within 30 days of adoption or by October 31,
whichever comes first. Budgets are submitted to: www.isbe.net/sfms/budget/2014/budget.htm. The electronic version does
not require member signatures.

	A	B	C	D	E	F	G	H	I	J	K	L
1	<i>Begin entering data on EstRev 5-10 and EstExp 11-17 tabs.</i>		(10)	(20)	(30)	(40)	(50)	(60)	(70)	(80)	(90)	
2	Description	Acct #	Educational	Operations & Maintenance	Debt Service	Transportation	Municipal Retirement/ Social Security	Capital Projects	Working Cash	Tort	Fire Prevention & Safety	
3	ESTIMATED BEGINNING FUND BALANCE July 1, 2014 ¹		3,671,513	1,654,556	18,646	1,463,986	790,465	0	3,542,974	282,311	1,293,541	
4	RECEIPTS/REVENUES											
5	LOCAL SOURCES	1000	8,033,574	1,372,373	1,860,327	595,616	115,549	0	268,004	903,603	250,254	
6	FLOW-THROUGH RECEIPTS/REVENUES FROM ONE DISTRICT TO ANOTHER DISTRICT	2000	0	0	0	0	0	0	0	0	0	
7	STATE SOURCES	3000	1,915,421	0	0	190,353	0	0	0	0	0	
8	FEDERAL SOURCES	4000	660,428	0	0	0	0	0	0	0	0	
9	Total Direct Receipts/Revenues ⁸		10,609,423	1,372,373	1,860,327	785,969	115,549	0	268,004	903,603	250,254	
10	Receipts/Revenues for "On Behalf" Payments ²	3998										
11	Total Receipts/Revenues		10,609,423	1,372,373	1,860,327	785,969	115,549	0	268,004	903,603	250,254	
12	DISBURSEMENTS/EXPENDITURES											
13	INSTRUCTION	1000	9,205,929				161,965					
14	SUPPORT SERVICES	2000	2,977,913	1,727,272		777,877	374,880	0		903,603	1,125,000	
15	COMMUNITY SERVICES	3000	0	0		0	0					
16	PAYMENTS TO OTHER DISTRICTS & GOVT UNITS	4000	663,000	0	0	0	0	0			0	
17	DEBT SERVICES	5000	0	0	2,000,275	0	0			0	0	
18	PROVISION FOR CONTINGENCIES	6000	67,490	15,000	0	21,500	20,000	0		0	0	
19	Total Direct Disbursements/Expenditures ⁹		12,914,332	1,742,272	2,000,275	799,377	556,845	0		903,603	1,125,000	
20	Disbursements/Expenditures for "On Behalf" Payments ²	4180	0	0	0	0	0	0		0	0	
21	Total Disbursements/Expenditures		12,914,332	1,742,272	2,000,275	799,377	556,845	0		903,603	1,125,000	
22	Excess of Direct Receipts/Revenues Over (Under) Direct Disbursements/Expenditures		(2,304,909)	(369,899)	(139,948)	(13,408)	(441,296)	0	268,004	0	(874,746)	
23	OTHER SOURCES/USES OF FUNDS											
24	OTHER SOURCES OF FUNDS (7000)											
25	PERMANENT TRANSFER FROM VARIOUS FUNDS											
26	Abolishment the Working Cash Fund ¹⁶	7110										
27	Abatement of the Working Cash Fund ¹⁶	7110	1,200,000									
28	Transfer of Working Cash Fund Interest	7120	35,000									
29	Transfer Among Funds	7130										
30	Transfer of Interest	7140										
31	Transfer from Capital Projects Fund to O&M Fund	7150		0								
32	Transfer of Excess Fire Prev & Safety Tax & Interest ³ Proceeds to O&M Fund	7160		0								
33	Transfer of Excess Accumulated Fire Prev & Safety Bond and Int ^{3a} Proceeds to Debt Service Fund	7170			0							
34	SALE OF BONDS (7200)											
35	Principal on Bonds Sold ⁴	7210										
36	Premium on Bonds Sold	7220										
37	Accrued Interest on Bonds Sold	7230										
38	Sale or Compensation for Fixed Assets ⁵	7300										
39	Transfer to Debt Service to Pay Principal on Capital Leases	7400			136,115							
40	Transfer to Debt Service Fund to Pay Interest on Capital Leases	7500			0							
41	Transfer to Debt Service Fund to Pay Principal on Revenue Bonds	7600			0							
42	Transfer to Debt Service Fund to Pay Interest on Revenue Bonds	7700			0							
43	Transfer to Capital Projects Fund	7800						0				
44	ISBE Loan Proceeds	7900										
45	Other Sources Not Classified Elsewhere	7990										
46	Total Other Sources of Funds ⁸		1,235,000	0	136,115	0	0	0	0	0	0	

	A	B	C	D	E	F	G	H	I	J	K	L
1	<i>Begin entering data on EstRev 5-10 and EstExp 11-17 tabs.</i>		(10)	(20)	(30)	(40)	(50)	(60)	(70)	(80)	(90)	
2	Description	Acct #	Educational	Operations & Maintenance	Debt Service	Transportation	Municipal Retirement/ Social Security	Capital Projects	Working Cash	Tort	Fire Prevention & Safety	
47	OTHER USES OF FUNDS (8000)											
49	TRANSFER TO VARIOUS OTHER FUNDS (8100)											
50	Abolishment or Abatement of the Working Cash Fund ¹⁶	8110							1,200,000			
51	Transfer of Working Cash Fund Interest	8120							35,000			
52	Transfer Among Funds	8130										
53	Transfer of Interest ⁶	8140										
54	Transfer from Capital Projects Fund to O&M Fund	8150										
55	Transfer of Excess Fire Prev & Safety Tax & Interest ³ Proceeds to O&M Fund	8160										
56	Transfer of Excess Accumulated Fire Prev & Safety Bond ^{3a} and Int Proceeds to Debt Service Fund	8170										
57	Taxes Pledged to Pay Principal on Capital Leases	8410	136,115									
58	Grants/Reimbursements Pledged to Pay Principal on Capital Leases	8420										
59	Other Revenues Pledged to Pay Principal on Capital Leases	8430										
60	Fund Balance Transfers Pledged to Pay Principal on Capital Leases	8440										
61	Taxes Pledged to Pay Interest on Capital Leases	8510										
62	Grants/Reimbursements Pledged to Pay Interest on Capital Leases	8520										
63	Other Revenues Pledged to Pay Interest on Capital Leases	8530										
64	Fund Balance Transfers Pledged to Pay Interest on Capital Leases	8540										
65	Taxes Pledged to Pay Principal on Revenue Bonds	8610										
66	Grants/Reimbursements Pledged to Pay Principal on Revenue Bonds	8620										
67	Other Revenues Pledged to Pay Principal on Revenue Bonds	8630										
68	Fund Balance Transfers Pledged to Pay Principal on Revenue Bonds	8640										
69	Taxes Pledged to Pay Interest on Revenue Bonds	8710										
70	Grants/Reimbursements Pledged to Pay Interest on Revenue Bonds	8720										
71	Other Revenues Pledged to Pay Interest on Revenue Bonds	8730										
72	Fund Balance Transfers Pledged to Pay Interest on Revenue Bonds	8740										
73	Taxes Transferred to Pay for Capital Projects	8810										
74	Grants/Reimbursements Pledged to Pay for Capital Projects	8820										
75	Other Revenues Pledged to Pay for Capital Projects	8830										
76	Fund Balance Transfers Pledged to Pay for Capital Projects	8840										
77	Transfer to Debt Service Fund to Pay Principal on ISBE Loans	8910										
78	Other Uses Not Classified Elsewhere	8990										
79	Total Other Uses of Funds ⁹		136,115	0	0	0	0	0	1,235,000	0	0	
80	Total Other Sources/Uses of Fund		1,098,885	0	136,115	0	0	0	(1,235,000)	0	0	
81	ESTIMATED ENDING FUND BALANCE June 30, 2015		2,465,489	1,284,657	14,813	1,450,578	349,169	0	2,575,978	282,311	418,795	

82	SUMMARY OF EXPENDITURES (by Major Object)											
83			(10)	(20)	(30)	(40)	(50)	(60)	(70)	(80)	(90)	
84	Description	Acct #	Educational	Operations & Maintenance	Debt Service	Transportation	Municipal Retirement/ Social Security	Capital Projects	Working Cash	Tort	Fire Prevention & Safety	Total By Object
85	Object Name											
87	Salaries	100	8,121,381	526,392		39,616		0		558,521	0	9,245,910
88	Employee Benefits	200	2,196,263	135,685		3,161	536,845	0		0	0	2,871,954
89	Purchased Services	300	559,145	319,995	0	717,100		0		326,082	125,000	2,047,322
90	Supplies & Materials	400	644,720	468,500		18,000		0		7,000	0	1,138,220
91	Capital Outlay	500	303,360	276,500		0		0		12,000	1,000,000	1,591,860
92	Other Objects	600	1,089,463	15,200	2,000,275	21,500	20,000	0		0	0	3,146,438
93	Non-Capitalized Equipment	700	0	0		0		0		0	0	0
94	Termination Benefits	800	0	0		0		0		0	0	0
95	Total Expenditures		12,914,332	1,742,272	2,000,275	799,377	556,845	0		903,603	1,125,000	20,041,704

SUMMARY OF CASH TRANSACTIONS

1	A	B	C	D	E	F	G	H	I	J	K
2	Description	Acct #	(10) Educational	(20) Operations & Maintenance	(30) Debt Service	(40) Transportation	(50) Municipal Retirement/ Social Security	(60) Capital Projects	(70) Working Cash	(80) Tort	(90) Fire Prevention & Safety
3	BEGINNING CASH BALANCE ON HAND July 1, 2014 ⁷		3,671,513	1,654,556	18,646	1,463,986	790,465	0	3,542,974	282,311	1,293,541
4	Total Direct Receipts & Other Sources ⁸		11,844,423	1,372,373	1,996,442	785,969	115,549	0	268,004	903,603	250,254
5	OTHER RECEIPTS										
6	Interfund Loans Payable (Loans from Other Funds)	411									
7	Interfund Loans Receivable (Repayment of Loans)	141									
8	Notes and Warrants Payable	433									
9	Other Current Assets	199									
10	Total Other Receipts		0	0	0	0	0	0	0	0	0
11	Total Direct Receipts, Other Sources, & Other Receipts		11,844,423	1,372,373	1,996,442	785,969	115,549	0	268,004	903,603	250,254
12	Total Amount Available		15,515,936	3,026,929	2,015,088	2,249,955	906,014	0	3,810,978	1,185,914	1,543,795
13	Total Direct Disbursements & Other Uses ⁹		13,050,447	1,742,272	2,000,275	799,377	556,845	0	1,235,000	903,603	1,125,000
14	OTHER DISBURSEMENTS										
15	Interfund Loans Receivable (Loans to Other Funds) ¹⁰	141									
16	Interfund Loans Payable (Repayment of Loans)	411									
17	Notes and Warrants Payable	433									
18	Other Current Liabilities	499									
19	Total Other Disbursements		0	0	0	0	0	0	0	0	0
20	Total Direct Disbursements, Other Uses, & Other Disbursements		13,050,447	1,742,272	2,000,275	799,377	556,845	0	1,235,000	903,603	1,125,000
21	ENDING CASH BALANCE ON HAND June 30, 2015 ⁷		2,465,489	1,284,657	14,813	1,450,578	349,169	0	2,575,978	282,311	418,795

	A	B	C	D	E	F	G	H	I	J	K
1			(10)	(20)	(30)	(40)	(50)	(60)	(70)	(80)	(90)
2	Description	Acct #	Educational	Operations & Maintenance	Debt Service	Transportation	Municipal Retirement/ Social Security	Capital Projects	Working Cash	Tort	Fire Prevention & Safety
3	RECEIPTS/REVENUES FROM LOCAL SOURCES										
4	AD VALOREM TAXES LEVIED BY LOCAL EDUCATION AGENCY										
5	Designated Purposes Levies ¹¹	-	4,505,325	1,224,273	1,420,793	587,651	30,949		244,854	901,603	244,854
6	Leasing Purposes Levy ¹²	1130									
7	Special Education Purposes Levy	1140	97,941								
8	FICA and Medicare Only Levies	1150					30,410				
9	Area Vocational Construction Purposes Levy	1160									
10	Summer School Purposes Levy	1170									
11	Other Tax Levies (Describe & Itemize)	1190	206,118								
12	Total Ad Valorem Taxes Levied by District		4,809,384	1,224,273	1,420,793	587,651	61,359	0	244,854	901,603	244,854
13	PAYMENTS IN LIEU OF TAXES										
14	Mobile Home Privilege Tax	1210									
15	Payments from Local Housing Authority	1220									
16	Corporate Personal Property Replacement Taxes ¹³	1230	1,331,248				50,000				
17	Other Payments in Lieu of Taxes (Describe & Itemize)	1290									
18	Total Payments in Lieu of Taxes		1,331,248	0	0	0	50,000	0	0	0	0
19	TUITION										
20	Regular Tuition from Pupils or Parents (In State)	1311									
21	Regular Tuition from Other Districts (In State)	1312	62,000								
22	Regular Tuition from Other Sources (In State)	1313									
23	Regular Tuition from Other Sources (Out of State)	1314									
24	Summer School Tuition from Pupils or Parents (In State)	1321									
25	Summer School Tuition from Other Districts (In State)	1322									
26	Summer School Tuition from Other Sources (In State)	1323									
27	Summer School Tuition from Other Sources (Out of State)	1324									
28	CTE Tuition from Pupils or Parents (In State)	1331									
29	CTE Tuition from Other Districts (In State)	1332									
30	CTE Tuition from Other Sources (In State)	1333									
31	CTE Tuition from Other Sources (Out of State)	1334									
32	Special Education Tuition from Pupils or Parents (In State)	1341									
33	Special Education Tuition from Other Districts (In State)	1342	130,000								
34	Special Education Tuition from Other Sources (In State)	1343									
35	Special Education Tuition from Other Sources (Out of State)	1344									
36	Adult Tuition from Pupils or Parents (In State)	1351									
37	Adult Tuition from Other Districts (In State)	1352									
38	Adult Tuition from Other Sources (In State)	1353									
39	Adult Tuition from Other Sources (Out of State)	1354									
40	Total Tuition		192,000								
41	TRANSPORTATION FEES										
42	Regular Transportation Fees from Pupils or Parents (In State)	1411									
43	Regular Transportation Fees from Other Districts (In State)	1412									
44	Regular Transportation Fees from Other Sources (In State)	1413									
45	Regular Transportation Fees from Co-curricular Activities (In State)	1415									
46	Regular Transportation Fees from Other Sources (Out of State)	1416									
47	Summer School Transportation Fees from Pupils or Parents (In State)	1421									
48	Summer School Transportation Fees from Other Districts (In State)	1422									
49	Summer School Transportation Fees from Other Sources (In State)	1423									
50	Summer School Transportation Fees from Other Sources (Out of State)	1424									
51	CTE Transportation Fees from Pupils or Parents (In State)	1431									
52	CTE Transportation Fees from Other Districts (In State)	1432									
53	CTE Transportation Fees from Other Sources (In State)	1433									
54	CTE Transportation Fees from Other Sources (Out of State)	1434									
55	Special Education Transportation Fees from Pupils or Parents (In State)	1441									

	A	B	C	D	E	F	G	H	I	J	K
1			(10)	(20)	(30)	(40)	(50)	(60)	(70)	(80)	(90)
2	Description	Acct #	Educational	Operations & Maintenance	Debt Service	Transportation	Municipal Retirement/ Social Security	Capital Projects	Working Cash	Tort	Fire Prevention & Safety
56	Special Education Transportation Fees from Other Districts (In State)	1442									
57	Special Education Transportation Fees from Other Sources (In State)	1443									
58	Special Education Transportation Fees from Other Sources (Out of State)	1444									
59	Adult Transportation Fees from Pupils or Parents (In State)	1451									
60	Adult Transportation Fees from Other Districts (In State)	1452									
61	Adult Transportation Fees from Other Sources (In State)	1453									
62	Adult Transportation Fees from Other Sources (Out of State)	1454									
63	Total Transportation Fees					0					
64	EARNINGS ON INVESTMENTS										
65	Interest on Investments	1510	16,340	10,000	1,464	6,965	4,190		23,150	2,000	5,400
66	Gain or Loss on Sale of Investments	1520									
67	Total Earnings on Investments		16,340	10,000	1,464	6,965	4,190	0	23,150	2,000	5,400
68	FOOD SERVICE										
69	Sales to Pupils - Lunch	1611	440,000								
70	Sales to Pupils - Breakfast	1612									
71	Sales to Pupils - A la Carte	1613									
72	Sales to Pupils - Other (Describe & Itemize)	1614									
73	Sales to Adults	1620									
74	Other Food Service (Describe & Itemize)	1690	5,000								
75	Total Food Service		445,000								
76	DISTRICT/SCHOOL ACTIVITY INCOME										
77	Admissions - Athletic	1711	59,000								
78	Admissions - Other	1719									
79	Fees	1720	37,870								
80	Book Store Sales	1730									
81	Other District/School Activity Revenue (Describe & Itemize)	1790									
82	Total District/School Activity Income		96,870	0							
83	TEXTBOOK Income										
84	Rentals - Regular Textbooks	1811	89,000								
85	Rentals - Summer School Textbooks	1812									
86	Rentals - Adult/Continuing Education Textbooks	1813									
87	Rentals - Other (Describe)	1819									
88	Sales - Regular Textbooks	1821									
89	Sales - Summer School Textbooks	1822									
90	Sales - Adult/Continuing Education Textbooks	1823									
91	Sales - Other (Describe & Itemize)	1829	500								
92	Other (Describe & Itemize)	1890									
93	Total Textbooks		89,500								
94	OTHER REVENUE FROM LOCAL SOURCES										
95	Rentals	1910		12,000							
96	Contributions and Donations from Private Sources	1920		11,000							
97	Impact Fees from Municipal or County Governments	1930									
98	Services Provided Other Districts	1940	600,000	115,000		1,000					
99	Refund of Prior Years' Expenditures	1950	45,000	100							
100	Payments of Surplus Moneys from TIF Districts	1960	293,132		438,070						
101	Drivers' Education Fees	1970	24,000								
102	Proceeds from Vendors' Contracts	1980	13,000								
103	School Facility Occupation Tax Proceeds	1983									
104	Payment from Other Districts	1991									
105	Sale of Vocational Projects	1992									
106	Other Local Fees (Describe & Itemize)	1993	75,600								
107	Other Local Revenues (Describe & Itemize)	1999	2,500								
108	Total Other Revenue from Local Sources		1,053,232	138,100	438,070	1,000	0	0	0	0	0
109	Total Receipts/Revenues from Local Sources	1000	8,033,574	1,372,373	1,860,327	595,616	115,549	0	268,004	903,603	250,254

ESTIMATED RECEIPTS/REVENUES

1	A	B	C	D	E	F	G	H	I	J	K
2	Description	Acct #	(10) Educational	(20) Operations & Maintenance	(30) Debt Service	(40) Transportation	(50) Municipal Retirement/ Social Security	(60) Capital Projects	(70) Working Cash	(80) Tort	(90) Fire Prevention & Safety
	FLOW-THROUGH RECEIPTS/REVENUES FROM ONE DISTRICT TO ANOTHER DISTRICT										
110	Flow-Through Revenue from State Sources	2100									
111	Flow-Through Revenue from Federal Sources	2200									
112	Other Flow-Through Revenue (Describe & Itemize)	2300									
113	Total Flow-Through Receipts/Revenues From One District to Another District	2000	0	0		0	0				
114	RECEIPTS/REVENUES FROM STATE SOURCES										
115	UNRESTRICTED GRANTS-IN-AID										
116	General State Aid (Section 18-8.05)	3001	1,194,883								
117	General State Aid Hold Harmless/Supplemental	3002									
118	Reorganization Incentives (Accounts 3005-3021)	3005									
119	Other Unrestricted Grants-In-Aid From State Sources (Describe & Itemize)	3099									
120	Total Unrestricted Grants-In-Aid		1,194,883	0	0	0	0	0		0	0
121	RESTRICTED GRANTS-IN-AID										
122	SPECIAL EDUCATION										
123	Special Education - Private Facility Tuition	3100	72,269								
124	Special Education - Funding for Children Requiring Sp Ed Services	3105	163,656								
125	Special Education - Personnel	3110	223,770								
126	Special Education - Orphanage - Individual	3120	18,144								
127	Special Education - Orphanage - Summer Individual	3130									
128	Special Education - Summer School	3145									
129	Special Education - Other (Describe & Itemize)	3199									
130	Total Special Education		477,839	0		0					
131	CAREER AND TECHNICAL EDUCATION (CTE)										
132	CTE - Technical Education - Tech Prep	3200									
133	CTE - Secondary Program Improvement (CTEI)	3220	97,000								
134	CTE - WECEP	3225									
135	CTE - Agriculture Education	3235									
136	CTE - Instructor Practicum	3240									
137	CTE - Student Organizations	3270									
138	CTE - Other (Describe & Itemize)	3299									
139	Total Career and Technical Education		97,000	0			0				
140	BILINGUAL EDUCATION										
141	Bilingual Education - Downstate - TPI and TBE	3305									
142	Bilingual Education - Downstate - Transitional Bilingual Education	3310									
143	Total Bilingual Education		0				0				
144	State Free Lunch & Breakfast	3360	2,421								
145	School Breakfast Initiative	3365									
146	Driver Education	3370	48,310								
147	Adult Education (from ICCB)	3410	2,500								
148	Adult Education - Other (Describe & Itemize)	3499									
149	TRANSPORTATION										
150	Transportation - Regular and Vocational	3500				10,053					
151	Transportation - Special Education	3510				180,300					
152	Transportation - Other (Describe & Itemize)	3599									
153	Total Transportation		0	0		190,353	0				
154	Learning Improvement - Change Grants	3610									
155	Scientific Literacy	3660									
156	Truant Alternative/Optional Education	3695	91,568								
157	Early Childhood - Block Grant	3705									
158	Reading Improvement Block Grant	3715									
159	Reading Improvement Block Grant - Reading Recovery	3720									
160	Continued Reading Improvement Block Grant	3725									
161	Continued Reading Improvement Block Grant (2% Set Aside)	3726									

	A	B	C	D	E	F	G	H	I	J	K	
1			(10)	(20)	(30)	(40)	(50)	(60)	(70)	(80)	(90)	
2	Description	Acct #	Educational	Operations & Maintenance	Debt Service	Transportation	Municipal Retirement/ Social Security	Capital Projects	Working Cash	Tort	Fire Prevention & Safety	
163	Chicago General Education Block Grant	3766										
164	Chicago Educational Services Block Grant	3767										
165	School Safety & Educational Improvement Block Grant	3775										
166	Technology - Technology for Success	3780										
167	State Charter Schools	3815										
168	Extended Learning Opportunities - Summer Bridges	3825										
169	Infrastructure Improvements - Planning/Construction	3920										
170	School Infrastructure - Maintenance Projects	3925										
171	Other Restricted Revenue from State Sources (Describe & Itemize)	3999	900									
172	Total Restricted Grants-In-Aid		720,538	0	0	190,353	0	0	0	0	0	
173	Total Receipts/Revenues from State Sources	3000	1,915,421	0	0	190,353	0	0	0	0	0	
174	RECEIPTS/REVENUES FROM FEDERAL SOURCES											
175	UNRESTRICTED GRANTS-IN-AID RECEIVED DIRECTLY FROM FEDERAL GOVT.											
176	Federal Impact Aid	4001										
177	Other Unrestricted Grants-In-Aid Received Directly from the Federal Govt. (Describe & Itemize)	4009										
178	Total Unrestricted Grants-In-Aid Received Directly from Fed Govt		0	0	0	0	0	0	0	0	0	
179	RESTRICTED GRANTS-IN-AID RECEIVED DIRECTLY FROM FEDERAL GOVT											
180	Head Start	4045										
181	Construction (Impact Aid)	4050										
182	MAGNET	4060										
183	Other Restricted Grants-In-Aid Received Directly from Federal Govt. (Describe & Itemize)	4090										
184	Total Restricted Grants-In-Aid Received Directly from Federal Govt.		0	0		0	0	0			0	
185	RESTRICTED GRANTS-IN-AID RECEIVED FROM FEDERAL GOVT. THRU THE STATE											
186	TITLE VI											
187	Title VI - Innovation and Flexibility Formula	4100										
188	Title VI - SEA Projects	4105										
189	Title VI - Rural Education Initiative (REI)	4107										
190	Title VI - Other (Describe & Itemize)	4199										
191	Total Title VI		0	0		0	0					
192	FOOD SERVICE											
193	Breakfast Start-Up Expansion	4200										
194	National School Lunch Program	4210	122,000									
195	Special Milk Program	4215										
196	School Breakfast Program	4220	16,000									
197	Summer Food Service Admin/Program	4225										
198	Child and Adult Care Food Program	4226										
199	Fresh Fruit and Vegetables	4240										
200	Food Service - Other (Describe & Itemize)	4299										
201	Total Food Service		138,000				0					
202	TITLE I											
203	Title I - Low Income	4300	184,537									
204	Title I - Low Income - Neglected, Private	4305										
205	Title I - Comprehensive School Reform	4332										
206	Title I - Reading First	4334										
207	Title I - Even Start	4335										
208	Title I - Reading First SEA Funds	4337										
209	Title I - Migrant Education	4340										
210	Title I - Other (Describe & Itemize)	4399										
211	Total Title I		184,537	0		0	0					

ESTIMATED RECEIPTS/REVENUES

1	A	B	C	D	E	F	G	H	I	J	K
2	Description	Acct #	(10) Educational	(20) Operations & Maintenance	(30) Debt Service	(40) Transportation	(50) Municipal Retirement/ Social Security	(60) Capital Projects	(70) Working Cash	(80) Tort	(90) Fire Prevention & Safety
212	TITLE IV										
213	Title IV - Safe & Drug Free Schools - Formula	4400									
214	Title IV - 21st Century Comm Learning Centers	4421									
215	Title IV - Other (Describe & Itemize)	4499									
216	Total Title IV		0	0		0	0				
217	FEDERAL - SPECIAL EDUCATION										
218	Federal Special Education - Preschool Flow-Through	4600									
219	Federal Special Education - Preschool Discretionary	4605									
220	Federal Special Education - IDEA Flow Through	4620	71,928								
221	Federal Special Education - IDEA Room & Board	4625	35,930								
222	Federal Special Education - IDEA Discretionary	4630									
223	Federal Special Education - IDEA - Other (Describe & Itemize)	4699									
224	Total Federal Special Education		107,858	0		0	0				
225	CTE - PERKINS										
226	CTE - Perkins-Title III E Tech Prep	4770									
227	CTE - Other (Describe & Itemize)	4799	64,000								
228	Total CTE - Perkins		64,000	0			0				
229	Federal - Adult Education	4810									
230	ARRA - General State Aid - Education Stabilization	4850									
231	ARRA - Title I - Low Income	4851									
232	ARRA - Title I - Neglected, Private	4852									
233	ARRA - Title I - Delinquent, Private	4853									
234	ARRA - Title I - School Improvement (Part A)	4854									
235	ARRA - Title I - School Improvement (Section 1003g)	4855									
236	ARRA - IDEA - Part B - Preschool	4856									
237	ARRA - IDEA - Part B - Flow-Through	4857									
238	ARRA - Title IID - Technology - Formula	4860									
239	ARRA - Title IID - Technology - Competitive	4861									
240	ARRA - McKinney - Vento Homeless Education	4862									
241	ARRA - Child Nutrition Equipment Assistance	4863									
242	Impact Aid Formula Grants	4864									
243	Impact Aid Competitive Grants	4865									
244	Qualified Zone Academy Bond Tax Credits	4866									
245	Qualified School Construction Bond Credits	4867									
246	Build America Bond Tax Credits	4868									
247	Build America Bond Interest Reimbursement	4869									
248	ARRA - General State Aid - Other Government Services Stabilization	4870									
249	Other ARRA Funds - II	4871									
250	Other ARRA Funds - III	4872									
251	Other ARRA Funds - IV	4873									
252	Other ARRA Funds - V	4874									
253	ARRA - Early Childhood	4875									
254	Other ARRA Funds - VII	4876									
255	Other ARRA Funds - VIII	4877									
256	Other ARRA Funds - IX	4878									
257	Other ARRA Funds - X	4879									
258	Other ARRA Funds - Ed Job Fund Program	4880									
259	Total Stimulus Programs		0	0	0	0	0	0		0	0
260	Race to the Top Program	4901									
261	Advanced Placement Fee/International Baccalaureate	4904									
262	Title III - Immigrant Education Program (IEP)	4905									
263	Title III - Language Inst Program - Limited English (LIPLEP)	4909									
264	Learn & Serve America	4910									
265	McKinney Education for Homeless Children	4920									
266	Title II - Eisenhower - Professional Development Formula	4930									
267	Title II - Teacher Quality	4932	44,533								

ESTIMATED RECEIPTS/REVENUES

1	A	B	C	D	E	F	G	H	I	J	K
2	Description	Acct #	(10) Educational	(20) Operations & Maintenance	(30) Debt Service	(40) Transportation	(50) Municipal Retirement/ Social Security	(60) Capital Projects	(70) Working Cash	(80) Tort	(90) Fire Prevention & Safety
268	Federal Charter Schools	4960									
269	Medicaid Matching Funds - Administrative Outreach	4991	48,500								
270	Medicaid Matching Funds - Fee-For-Service Program	4992	20,000								
271	Other Restricted Grants Received from Federal Government through State (Describe & Itemize)	4999	53,000								
272	Total Restricted Grants-In-Aid Received from Federal Govt. Thru the State		660,428	0	0	0	0	0		0	0
273	TOTAL RECEIPTS/REVENUES FROM FEDERAL SOURCES	4000	660,428	0	0	0	0	0	0	0	0
274	TOTAL DIRECT RECEIPTS/REVENUES		10,609,423	1,372,373	1,860,327	785,969	115,549	0	268,004	903,603	250,254

	A	B	C	D	E	F	G	H	I	J	K
			(100)	(200)	(300)	(400)	(500)	(600)	(700)	(800)	(900)
	Description	Func #	Salaries	Employee Benefits	Purchased Services	Supplies & Materials	Capital Outlay	Other Objects	Non-Capitalized Equipment	Termination Benefits	Total
1											
2											
3	10 - EDUCATIONAL FUND (ED)										
4	INSTRUCTION (ED)										
5	Regular Programs	1100	3,204,600	1,730,120	37,040	117,703	212,710	1,498			5,303,671
6	Tuition Payment to Charter Schools	1115									0
7	Pre-K Programs	1125									0
8	Special Education Programs (Functions 1200 - 1220)	1200	1,235,411	125,714	57,425	20,018	17,400				1,455,968
9	Special Education Programs Pre-K	1225									0
10	Remedial and Supplemental Programs K-12	1250	102,455	37,286		4,350					144,091
11	Remedial and Supplemental Programs Pre-K	1275									0
12	Adult/Continuing Education Programs	1300									0
13	CTE Programs	1400	1,041,244	119,280		6,867					1,167,391
14	Interscholastic Programs	1500	391,108	28,960	57,360	43,520	2,000	24,550			547,498
15	Summer School Programs	1600									0
16	Gifted Programs	1650									0
17	Driver's Education Programs	1700	192,000	22,765	5,650	6,297		12,000			238,712
18	Bilingual Programs	1800									0
19	Truant Alternative & Optional Programs	1900	42,891	5,707							48,598
20	Pre-K Programs - Private Tuition	1910									0
21	Regular K-12 Programs Private Tuition	1911									0
22	Special Education Programs K-12 Private Tuition	1912						300,000			300,000
23	Special Education Programs Pre-K Tuition	1913									0
24	Remedial/Supplemental Programs K-12 Private Tuition	1914									0
25	Remedial/Supplemental Programs Pre-K Private Tuition	1915									0
26	Adult/Continuing Education Programs Private Tuition	1916									0
27	CTE Programs Private Tuition	1917									0
28	Interscholastic Programs Private Tuition	1918									0
29	Summer School Programs Private Tuition	1919									0
30	Gifted Programs Private Tuition	1920									0
31	Bilingual Programs Private Tuition	1921									0
32	Truants Alternative/Opt Ed Programs Private Tuition	1922									0
33	Total Instruction¹⁴	1000	6,209,709	2,069,832	157,475	198,755	232,110	338,048	0	0	9,205,929
34	SUPPORT SERVICES (ED)										
35	Support Services - Pupil										
36	Attendance & Social Work Services	2110	142,085	15,858							157,943
37	Guidance Services	2120	332,773	34,351	11,415	4,190		925			383,654
38	Health Services	2130	21,188	969	350	1,000					23,507
39	Psychological Services	2140	70,246	8,328		180					78,754
40	Speech Pathology & Audiology Services	2150									0
41	Other Support Services - Pupils (Describe & Itemize)	2190	10,718	650	350	5,500					17,218
42	Total Support Services - Pupil	2100	577,010	60,156	12,115	10,870	0	925	0	0	661,076
43	Support Services - Instructional Staff										
44	Improvement of Instruction Services	2210	4,000	1,795	45,857						51,652
45	Educational Media Services	2220	72,161	5,777	2,200	22,945	5,000				108,083
46	Assessment & Testing	2230				6,398					6,398
47	Total Support Services - Instructional Staff	2200	76,161	7,572	54,455	22,945	5,000	0	0	0	166,133
48	Support Services - General Administration										
49	Board of Education Services	2310	94,125		212,500	3,000		44,600			354,225
50	Executive Administration Services	2320	126,105	16,548	7,150	1,500		3,100			154,403
51	Special Area Administration Services	2330	73,950	9,093	800						83,843
52	Tort Immunity Services	2360 - 2370									0
53	Total Support Services - General Administration	2300	294,180	25,641	220,450	4,500	0	47,700	0	0	592,471
54	Support Services - School Administration										
55	Office of the Principal Services	2410	247,009	26,047	4,200	14,000		3,000			294,256
56	Other Support Services - School Administration (Describe & Itemize)	2490									0
57	Total Support Services - School Administration	2400	247,009	26,047	4,200	14,000	0	3,000	0	0	294,256

1	A	B	C	D	E	F	G	H	I	J	K
2	Description	Funct #	(100) Salaries	(200) Employee Benefits	(300) Purchased Services	(400) Supplies & Materials	(500) Capital Outlay	(600) Other Objects	(700) Non-Capitalized Equipment	(800) Termination Benefits	(900) Total
58	Support Services - Business										
59	Direction of Business Support Services	2510	21,800								21,800
60	Fiscal Services	2520	59,000								59,000
61	Operation & Maintenance of Plant Services	2540									0
62	Pupil Transportation Services	2550									0
63	Food Services	2560	202,202		4,100	357,500	15,000				578,802
64	Internal Services	2570	39,000		4,800	15,500					59,300
65	Total Support Services - Business	2500	322,002	0	8,900	373,000	15,000	0	0	0	718,902
66	Support Services - Central										
67	Direction of Central Support Services	2610									0
68	Planning, Research, Development & Evaluation Services	2620	135,630	7,015							142,645
69	Information Services	2630	53,857		47,000	6,500	750	300			108,407
70	Staff Services	2640									0
71	Data Processing Services	2660	32,900		2,150	4,000	500				39,550
72	Total Support Services - Central	2600	222,387	7,015	49,150	10,500	1,250	300	0	0	290,602
73	Other Support Services (Describe & Itemize)	2900	172,923		21,400	10,150	50,000				254,473
74	Total Support Services	2000	1,911,672	126,431	370,670	445,965	71,250	51,925	0	0	2,977,913
75	COMMUNITY SERVICES (ED)	3000									0
76	PAYMENTS TO OTHER DISTRICTS & GOVT UNITS (ED)										
77	Payments to Other Govt Units (In-State)										
78	Payments for Regular Programs	4110									0
79	Payments for Special Education Programs	4120									0
80	Payments for Adult/Continuing Education Programs	4130									0
81	Payments for CTE Programs	4140			31,000						31,000
82	Payments for Community College Programs	4170									0
83	Other Payments to In-State Govt Units (Describe & Itemize)	4190									0
84	Total Payments to Districts and Other Govt Units (In-State)	4100			31,000			0			31,000
85	Payments for Regular Programs - Tuition	4210						12,000			12,000
86	Payments for Special Education Programs - Tuition	4220						190,000			190,000
87	Payments for Adult/Continuing Education Programs - Tuition	4230									0
88	Payments for CTE Programs - Tuition	4240						430,000			430,000
89	Payments for Community College Programs - Tuition	4270									0
90	Payments for Other Programs - Tuition	4280									0
91	Other Payments to In-State Govt Units (Describe & Itemize)	4290									0
92	Total Payments to Other Dist & Govt Units - Tuition (In State)	4200						632,000			632,000
93	Payments for Regular Programs - Transfers	4310									0
94	Payments for Special Education Programs - Transfers	4320									0
95	Payments for Adult/Continuing Ed Programs - Transfers	4330									0
96	Payments for CTE Programs - Transfers	4340									0
97	Payments for Community College Program - Transfers	4370									0
98	Payments for Other Programs - Transfers	4380									0
99	Other Payments to In-State Govt Units - Transfers (Describe & Itemize)	4390									0
100	Total Payments to Other District & Govt Units - Transfers (In State)	4300			0			0			0
101	Payments to Other District & Govt Units (Out of State)	4400									0
102	Total Payments to Other District & Govt Units	4000			31,000			632,000			663,000
103	DEBT SERVICE (ED)										
104	Debt Service - Interest on Short-Term Debt										
105	Tax Anticipation Warrants	5110									0
106	Tax Anticipation Notes	5120									0
107	Corporate Personal Property Repl Tax Anticipated Notes	5130									0
108	State Aid Anticipation Certificates	5140									0
109	Other Interest on Short-Term Debt (Describe & Itemize)	5150									0
110	Total Debt Service - Interest on Short-Term Debt	5100						0			0

	A	B	C	D	E	F	G	H	I	J	K
			(100)	(200)	(300)	(400)	(500)	(600)	(700)	(800)	(900)
1	Description	Funct #	Salaries	Employee Benefits	Purchased Services	Supplies & Materials	Capital Outlay	Other Objects	Non-Capitalized Equipment	Termination Benefits	Total
111	Debt Service - Interest on Long-Term Debt	5200									0
112	Total Debt Service	5000						0			0
113	PROVISION FOR CONTINGENCIES (ED)	6000						67,490			67,490
114	Total Direct Disbursements/Expenditures		8,121,381	2,196,263	559,145	644,720	303,360	1,089,463	0	0	12,914,332
115	Excess (Deficiency) of Receipts/Revenues Over Disbursements/Expenditures										(2,304,909)
116											
117	20 - OPERATIONS AND MAINTENANCE FUND (O&M)										
118	SUPPORT SERVICES (O&M)										
119	Support Services - Pupil										
120	Other Support Services - Pupils (Describe & Itemize)	2190									0
121	Support Services - Business										
122	Direction of Business Support Services	2510									0
123	Facilities Acquisition & Construction Services	2530			35,235	500	226,500				262,235
124	Operation & Maintenance of Plant Services	2540	526,392	135,685	284,760	468,000	50,000	200			1,465,037
125	Pupil Transportation Services	2550									0
126	Food Services	2560									0
127	Total Support Services - Business	2500	526,392	135,685	319,995	468,500	276,500	200	0	0	1,727,272
128	Other Support Services (Describe & Itemize)	2900									0
129	Total Support Services	2000	526,392	135,685	319,995	468,500	276,500	200	0	0	1,727,272
130	COMMUNITY SERVICES (O&M)	3000									0
131	PAYMENTS TO OTHER DISTRICTS & GOVT UNITS (O&M)										
132	Payments to Other Govt Units (In-State)										
133	Payments for Special Education Programs	4120									0
134	Payments for CTE Program	4140									0
135	Other Payments to In-State Govt Units (Describe & Itemize)	4190									0
136	Total Payments to Other Govt Units (In-State)	4100			0			0			0
137	Payments to Other Govt Units (Out of State) ¹⁴	4400									0
138	Total Payments to Other District and Govt Unit	4000			0			0			0
139	DEBT SERVICE (O&M)										
140	Debt Service - Interest on Short-Term Debt										
141	Tax Anticipation Warrants	5110									0
142	Tax Anticipation Notes	5120									0
143	Corporate Personal Prop Repl Tax Anticipated Notes	5130									0
144	State Aid Anticipation Certificates	5140									0
145	Other Interest on Short-Term Debt (Describe & Itemize)	5150									0
146	Total Debt Service - Interest on Short-Term Debt	5100						0			0
147	Debt Service - Interest on Long-Term Debt	5200									0
148	Total Debt Service	5000						0			0
149	PROVISION FOR CONTINGENCIES (O&M)	6000						15,000			15,000
150	Total Direct Disbursements/Expenditures		526,392	135,685	319,995	468,500	276,500	15,200	0	0	1,742,272
151	Excess (Deficiency) of Receipts/Revenues Over Disbursements/Expenditures										(369,899)
152											
153	30 - DEBT SERVICE FUND (DS)										
154	PAYMENTS TO OTHER DISTRICTS & GOVT UNITS (DS)	4000									0
155	DEBT SERVICE (DS)										
156	Debt Service - Interest on Short-Term Debt										
157	Tax Anticipation Warrants	5110									0
158	Tax Anticipation Notes	5120									0
159	Corporate Personal Prop Repl Tax Anticipation Notes	5130									0
160	State Aid Anticipation Certificates	5140									0
161	Other Interest on Short-Term Debt (Describe & Itemize)	5150									0
162	Total Debt Service - Interest On Short-Term Debt	5100						0			0

1	A	B	C	D	E	F	G	H	I	J	K
2	Description	Funct #	(100) Salaries	(200) Employee Benefits	(300) Purchased Services	(400) Supplies & Materials	(500) Capital Outlay	(600) Other Objects	(700) Non-Capitalized Equipment	(800) Termination Benefits	(900) Total
163	Debt Service - Interest on Long-Term Debt	5200						294,160			294,160
164	Debt Service - Payments of Principal on Long-Term Debt ¹⁵ (Lease/Purchase Principal Retired)	5300						1,701,115			1,701,115
165	Debt Service Other (Describe & Itemize)	5400						5,000			5,000
166	Total Debt Service	5000			0			2,000,275			2,000,275
167	PROVISION FOR CONTINGENCIES (DS)	6000									0
168	Total Direct Disbursements/Expenditures				0			2,000,275			2,000,275
169	Excess (Deficiency) of Receipts/Revenues Over Disbursements/Expenditures										(139,948)
171	40 - TRANSPORTATION FUND (TR)										
172	SUPPORT SERVICES (TR)										
173	Support Services - Pupils										
174	Other Support Services - Pupils (Describe & Itemize)	2190									0
175	Support Services - Business										
176	Pupil Transportation Services	2550	39,616	3,161	717,100	18,000					777,877
177	Other Support Services (Describe & Itemize)	2900									0
178	Total Support Services	2000	39,616	3,161	717,100	18,000	0	0	0	0	777,877
179	COMMUNITY SERVICES (TR)	3000									0
180	PAYMENTS TO OTHER DISTRICTS & GOVT UNITS (TR)										
181	Payments to Other Govt Units (In-State)										
182	Payments for Regular Program	4110									0
183	Payments for Special Education Programs	4120									0
184	Payments for Adult/Continuing Education Programs	4130									0
185	Payments for CTE Programs	4140									0
186	Payments for Community College Programs	4170									0
187	Other Payments to In-State Govt Units (Describe & Itemize)	4190									0
188	Total Payments to Other Govt Units (In-State)	4100			0			0			0
189	Payments to Other Govt Units (Out-of-State) (Describe & Itemize)	4400									0
190	Total Payments to Other Districts & Govt Units	4000			0			0			0
191	DEBT SERVICE (TR)										
192	Debt Service - Interest on Short-Term Debt										
193	Tax Anticipation Warrants	5110									0
194	Tax Anticipation Notes	5120									0
195	Corporate Personal Prop Repl Tax Anticipation Notes	5130									0
196	State Aid Anticipation Certificates	5140									0
197	Other Interest on Short-Term Debt (Describe and Itemize)	5150									0
198	Total Debt Service - Interest On Short-Term Debt	5100						0			0
199	Debt Service - Interest on Long-Term Debt	5200									0
200	Debt Service - Payments of Principal on Long-Term Debt ¹⁵ (Lease/Purchase Principal Retired)	5300									0
201	Debt Service - Other (Describe and Itemize)	5400									0
202	Total Debt Service	5000						0			0
203	PROVISION FOR CONTINGENCIES (TR)	6000						21,500			21,500
204	Total Direct Disbursements/Expenditures		39,616	3,161	717,100	18,000	0	21,500	0	0	799,377
205	Excess (Deficiency) of Receipts/Revenues Over Disbursements/Expenditures										(13,408)
206											
207	50 - MUNICIPAL RETIREMENT/SOC SEC FUND (MR/SS)										
208	INSTRUCTION (MR/SS)										
209	Regular Program	1100		49,327							49,327
210	Pre-K Programs	1125									0
211	Special Education Programs (Functions 1200-1220)	1200		64,522							64,522
212	Special Education Programs Pre-K	1225									0
213	Remedial and Supplemental Programs K-12	1250									0
214	Remedial and Supplemental Programs Pre-K	1275									0
215	Adult/Continuing Education Programs	1300									0

	A	B	C	D	E	F	G	H	I	J	K
1			(100)	(200)	(300)	(400)	(500)	(600)	(700)	(800)	(900)
2	Description	Func #	Salaries	Employee Benefits	Purchased Services	Supplies & Materials	Capital Outlay	Other Objects	Non-Capitalized Equipment	Termination Benefits	Total
216	CTE Programs	1400		22,339							22,339
217	Interscholastic Programs	1500		22,987							22,987
218	Summer School Programs	1600									0
219	Gifted Programs	1650									0
220	Driver's Education Programs	1700		2,790							2,790
221	Bilingual Programs	1800									0
222	Truant Alternative & Optional Programs	1900									0
223	Total Instruction	1000		161,965							161,965
224	SUPPORT SERVICES (MR/SS)										
225	Support Services - Pupil										
226	Attendance & Social Work Services	2110		13,905							13,905
227	Guidance Services	2120		12,579							12,579
228	Health Services	2130		9,077							9,077
229	Psychological Services	2140		1,019							1,019
230	Speech Pathology & Audiology Services	2150									0
231	Other Support Services - Pupils (Describe & Itemize)	2190		27,865							27,865
232	Total Support Services - Pupil	2100		64,445							64,445
233	Support Services - Instructional Staff										
234	Improvement of Instruction Services	2210									0
235	Educational Media Services	2220		5,576							5,576
236	Assessment & Testing	2230									0
237	Total Support Services - Instructional Staff	2200		5,576							5,576
238	Support Services - General Administration										
239	Board of Education Services	2310		18,721							18,721
240	Executive Administration Services	2320		2,120							2,120
241	Special Area Administrative Services	2330		1,393							1,393
242	Claims Paid from Self Insurance Fund	2361									0
243	Workers' Compensation or Workers' Occupation Disease Acts Payments	2362									0
244	Unemployment Insurance Payments	2363									0
245	Insurance Payments (regular or self-insurance)	2364									0
246	Risk Management and Claims Services Payments	2365									0
247	Judgment and Settlements	2366									0
248	Educational, Inspectional, Supervisory Services Related to Loss Prevention or Reduction	2367									0
249	Reciprocal Insurance Payments	2368									0
250	Legal Service	2369									0
251	Total Support Services - General Administration	2300		22,234							22,234
252	Support Services - School Administration										
253	Office of the Principal Services	2410		11,894							11,894
254	Other Support Services - School Administration (Describe & Itemize)	2490									0
255	Total Support Services - School Administration	2400		11,894							11,894
256	Support Services - Business										
257	Direction of Business Support Services	2510		4,501							4,501
258	Fiscal Services	2520		12,170							12,170
259	Facilities Acquisition & Construction Services	2530									0
260	Operation & Maintenance of Plant Service	2540		149,769							149,769
261	Pupil Transportation Services	2550		2,235							2,235
262	Food Services	2560		36,200							36,200
263	Internal Services	2570		8,138							8,138
264	Total Support Services - Business	2500		213,013							213,013

	A	B	C	D	E	F	G	H	I	J	K
			(100)	(200)	(300)	(400)	(500)	(600)	(700)	(800)	(900)
1	Description	Funct #	Salaries	Employee Benefits	Purchased Services	Supplies & Materials	Capital Outlay	Other Objects	Non-Capitalized Equipment	Termination Benefits	Total
265	Support Services - Central										
266	Direction of Central Support Services	2610									0
267	Planning, Research, Development & Evaluation Services	2620		3,814							3,814
268	Information Services	2630		11,181							11,181
269	Staff Services	2640									0
270	Data Processing Services	2660		6,824							6,824
271	Total Support Services - Central	2600		21,819							21,819
272	Other Support Services (Describe & Itemize)	2900		35,899							35,899
273	Total Support Services	2000		374,880							374,880
274	COMMUNITY SERVICES (MR/SS)	3000									0
275	PAYMENTS TO OTHER DISTRICTS & GOVT UNITS (MR/SS)										
276	Payments for Special Education Programs	4120									0
277	Payments for CTE Programs	4140									0
278	Total Payments to Other Districts & Govt Units	4000		0							0
279	DEBT SERVICE (MR/SS)										
280	Debt Service - Interest on Short-Term Debt										
281	Tax Anticipation Warrants	5110									0
282	Tax Anticipation Notes	5120									0
283	Corporate Personal Prop Repl Tax Anticipation Notes	5130									0
284	State Aid Anticipation Certificates	5140									0
285	Other (Describe & Itemize)	5150									0
286	Total Debt Service	5000						0			0
287	PROVISION FOR CONTINGENCIES (MR/SS)	6000						20,000			20,000
288	Total Direct Disbursements/Expenditures			536,845				20,000			556,845
289	Excess (Deficiency) of Receipts/Revenues Over Disbursements/Expenditures										(441,296)
290											
291	60 - CAPITAL PROJECTS (CP)										
292	SUPPORT SERVICES (CP)										
293	Support Services - Business										
294	Facilities Acquisition & Construction Services	2530									0
295	Other Support Services (Describe & Itemize)	2900									0
296	Total Support Services	2000	0	0	0	0	0	0	0		0
297	PAYMENTS TO OTHER DISTRICTS & GOVT UNITS (CP)										
298	Payments to Other Govt Units (In-State)										
299	Payments to Other Govt Units (In-State)	4100									0
300	Payment for Special Education Programs	4120									0
301	Payment for CTE Programs	4140									0
302	Other Payments to In-State Governmental Units (Describe & Itemize)	4190									0
303	Total Payments to Other Districts & Govt Units	4000			0			0			0
304	PROVISION FOR CONTINGENCIES (CP)	6000									0
305	Total Direct Disbursements/Expenditures		0	0	0	0	0	0	0		0
306	Excess (Deficiency) of Receipts/Revenues Over Disbursements/Expenditures										0
307											
308	70 WORKING CASH FUND (WC)										
309											
310	80 - TORT FUND (TF)										
311	SUPPORT SERVICES - GENERAL ADMINISTRATION										
312	Claims Paid from Self Insurance Fund	2361									0
313	Workers' Compensation or Workers' Occupational Disease Act Payments	2362			129,000						129,000
314	Unemployment Insurance Payments	2363			20,000						20,000
315	Insurance Payments (regular or self-insurance)	2364			56,782						56,782
316	Risk Management and Claims Services Payments	2365	558,521		46,500						605,021
317	Judgment and Settlements	2366									0

1	A	B	C	D	E	F	G	H	I	J	K
2	Description	Funct #	(100) Salaries	(200) Employee Benefits	(300) Purchased Services	(400) Supplies & Materials	(500) Capital Outlay	(600) Other Objects	(700) Non-Capitalized Equipment	(800) Termination Benefits	(900) Total
318	Educational, Inspectional, Supervisory Services Related to Loss Prevention or Reduction	2367			41,500	7,000	12,000				60,500
319	Reciprocal Insurance Payments	2368									0
320	Legal Service	2369			32,300						32,300
321	Property Insurance (Building & Grounds)	2371									0
322	Vehicle Insurance (Transportation)	2372									0
323	Total Support Services - General Administration	2000	558,521	0	326,082	7,000	12,000	0	0		903,603
324	DEBT SERVICE (TF)										
325	Debt Service - Interest on Short-Term Debt										
326	Tax Anticipation Warrants	5110									0
327	Corporate Personal Property Replacement Tax Anticipation Notes	5130									0
328	Other Interest or Short-Term Debt (Describe & Itemize)	5150									0
329	Total Debt Service	5000						0			0
330	PROVISION FOR CONTINGENCIES (TF)	6000									0
331	Total Direct Disbursements/Expenditures		558,521	0	326,082	7,000	12,000	0	0		903,603
332	Excess (Deficiency) of Receipts/Revenues Over Disbursements/Expenditures										0
333											
334	90 - FIRE PREVENTION & SAFETY FUND (FP&S)										
335	SUPPORT SERVICES (FP&S)										
336	Support Services - Business										
337	Facilities Acquisition & Construction Services	2530			125,000		1,000,000				1,125,000
338	Operation & Maintenance of Plant Service	2540									0
339	Total Support Services - Business	2500	0	0	125,000	0	1,000,000	0	0		1,125,000
340	Other Support Services (Describe & Itemize)	2900									0
341	Total Support Services	2000	0	0	125,000	0	1,000,000	0	0		1,125,000
342	PAYMENTS TO OTHER DISTRICTS & GOVT UNITS (FP&S)										
343	Other Payments to In-State Govt Units (Describe & Itemize)	4190									0
344	Total Payments to Other Districts & Govt Units (FPS)	4000						0			0
345	DEBT SERVICE (FP&S)										
346	Debt Service - Interest on Short-Term Debt										
347	Tax Anticipation Warrants	5110									0
348	Other Interest on Short-Term Debt (Describe & Itemize)	5150									0
349	Total Debt Service - Interest on Short-Term Debt	5100						0			0
350	Debt Service - Interest on Long-Term Debt	5200									0
351	Debt Service - Payments of Principal on Long-Term Debt ¹⁵ (Lease/Purchase Principal Retired)	5300									0
352	Total Debt Service	5000						0			0
353	PROVISIONS FOR CONTINGENCIES (FP&S)	6000									0
354	Total Direct Disbursements/Expenditures		0	0	125,000	0	1,000,000	0	0		1,125,000
355	Excess (Deficiency) of Receipts/Revenues Over Disbursements/Expenditures										(874,746)

This page is provided for detailed itemizations as requested within the body of the Report.

1. R 10-1690 Ala Carte cafeteria sales
2. R 10-1829 Reimbursement of lost/damaged textbooks
3. R 10-1993 Health, dental, vision and life insurance receipts from retirees & COBRA
4. R 10-1999 Misc sales and refunds
5. R 10-3999 State Library grant
6. R 10-4799 Title II-C grant
7. R 10-4999 Federal STEP grant
8. E 2190 Fund 10 & Fund 50 Security staff salaries and benefits
9. E 2900 Fund 10 & Fund 50 Computer Services staff salaries, benefits and expenses
10. E 30-5400 Bond fees

	A	B	C	D	E	F
1						
2	LaSalle-Peru Twp High School 120 35-050-1200-17					
3	DEFICIT BUDGET SUMMARY INFORMATION - Operating Funds Only					
4		EDUCATIONAL	OPERATIONS & MAINTENANCE	TRANSPORTATION	WORKING CASH	TOTAL
5	Direct Revenues	10,609,423	1,372,373	785,969	268,004	13,035,769
6	Direct Expenditures	12,914,332	1,742,272	799,377		15,455,981
7	Difference	(2,304,909)	(369,899)	(13,408)	268,004	(2,420,212)
8	Estimated Fund Balance - June 30, 2015	2,465,489	1,284,657	1,450,578	2,575,978	7,776,702
9	<p style="text-align: center;">Unbalanced budget, however, a deficit reduction plan is not required at this time.</p>					
10						
11						
12	<p>A deficit reduction plan is required if the local board of education adopts (or amends) the 2014-15 school district budget in which the "operating funds" listed above result in direct revenues (line 9) being less than direct expenditures (line 19) by an amount equal to or greater than one-third (1/3) of the ending fund balance (line 81).</p>					
13	<p>Note: The balance is determined using only the four funds listed above. That is, if the estimated ending fund balance is less than three times the deficit spending, the district must adopt and file with ISBE a deficit reduction plan to balance the shortfall within three years.</p>					
14	<p>The School Code, Section 17-1 (105 ILCS 5/17-1) - If the 2013-2014 Annual Financial Report (AFR) reflects a deficit as defined above (page 36), then the school district shall adopt and submit a deficit reduction plan (found here on page 20-24) to ISBE within 30 days after acceptance of the AFR.</p>					
15	<p>The deficit reduction plan, if required, is developed using ISBE guidelines and format.</p>					

**ILLINOIS STATE BOARD OF EDUCATION
SCHOOL BUSINESS SERVICES DIVISION**

	A	B	C	D	E	F	G
1			DEFICIT REDUCTION PLAN				
2			ESTIMATED BUDGET				
3	LaSalle-Peru Twp High School 120		FY2014-15				
4	<i>District Number</i>						
5	35-050-1200-17						
6			Educational Fund	Operations & Maintenance Fund	Transportation Fund	Working Cash Fund	Total
7	ESTIMATED BEGINNING FUND BALANCE (must equal prior Ending Fund Balance)		3,671,513	1,654,556	1,463,986	3,542,974	10,333,029
8	RECEIPTS/REVENUES		Acct No.				
9	LOCAL SOURCES		1000	8,033,574	1,372,373	595,616	268,004
10	FLOW-THROUGH RECEIPTS/REVENUES FROM ONE DISTRICT TO ANOTHER DISTRICT		2000	0	0	0	0
11	STATE SOURCES		3000	1,915,421	0	190,353	0
12	FEDERAL SOURCES		4000	660,428	0	0	0
13	Total Receipts/Revenues			10,609,423	1,372,373	785,969	268,004
14	DISBURSEMENTS/EXPENDITURES		Funct No.				
15	INSTRUCTION		1000	9,205,929			9,205,929
16	SUPPORT SERVICES		2000	2,977,913	1,727,272	777,877	5,483,062
17	COMMUNITY SERVICES		3000	0	0	0	0
18	PAYMENTS TO OTHER DISTRICTS & GOVT. UNITS		4000	663,000	0	0	663,000
19	DEBT SERVICES		5000	0	0	0	0
20	PROVISION FOR CONTINGENCIES		6000	67,490	15,000	21,500	103,990
21	Total Disbursements/Expenditures			12,914,332	1,742,272	799,377	15,455,981
22	Excess of Receipts/Revenue Over/(Under) Disbursements/Expenditures			(2,304,909)	(369,899)	(13,408)	268,004
23	OTHER SOURCES/USES OF FUNDS						
24	OTHER SOURCES OF FUNDS (7000)			1,235,000	0	0	1,235,000
25	OTHER USES OF FUNDS (8000)			136,115	0	0	1,371,115
26	TOTAL OTHER SOURCES/USES OF FUNDS			1,098,885	0	0	(1,235,000)
27	ESTIMATED ENDING FUND BALANCE			2,465,489	1,284,657	1,450,578	2,575,978

ILLINOIS STATE BOARD OF EDUCATION
SCHOOL BUSINESS SERVICES DIVISION

	A	B	H	I	J	K	L
1			ESTIMATED BUDGET FY2015-16				
2							
3	LaSalle-Peru Twp High School 120	35-050-1200-17					
4	<i>District Number</i>						
5							
6			Educational Fund	Operations & Maintenance Fund	Transportation Fund	Working Cash Fund	Total
7	ESTIMATED BEGINNING FUND BALANCE (must equal prior Ending Fund Balance)		2,465,489	1,284,657	1,450,578	2,575,978	7,776,702
8	RECEIPTS/REVENUES	Acct No.					
9	LOCAL SOURCES	1000					0
10	FLOW-THROUGH RECEIPTS/REVENUES FROM ONE DISTRICT TO ANOTHER DISTRICT	2000					0
11	STATE SOURCES	3000					0
12	FEDERAL SOURCES	4000					0
13	Total Receipts/Revenues		0	0	0	0	0
14	DISBURSEMENTS/EXPENDITURES	Funct No.					
15	INSTRUCTION	1000					0
16	SUPPORT SERVICES	2000					0
17	COMMUNITY SERVICES	3000					0
18	PAYMENTS TO OTHER DISTRICTS & GOVT. UNITS	4000					0
19	DEBT SERVICES	5000					0
20	PROVISION FOR CONTINGENCIES	6000					0
21	Total Disbursements/Expenditures		0	0	0		0
22	Excess of Receipts/Revenue Over/(Under) Disbursements/Expenditures		0	0	0	0	0
23	OTHER SOURCES/USES OF FUNDS						
24	OTHER SOURCES OF FUNDS (7000)						0
25	OTHER USES OF FUNDS (8000)						0
26	TOTAL OTHER SOURCES/USES OF FUNDS		0	0	0	0	0
27	ESTIMATED ENDING FUND BALANCE		2,465,489	1,284,657	1,450,578	2,575,978	7,776,702

ILLINOIS STATE BOARD OF EDUCATION
SCHOOL BUSINESS SERVICES DIVISION

	A	B	M	N	O	P	Q
1			ESTIMATED BUDGET FY2016-17				
2							
3	LaSalle-Peru Twp High School 120	35-050-1200-17					
4	<i>District Number</i>						
5							
6			Educational Fund	Operations & Maintenance Fund	Transportation Fund	Working Cash Fund	Total
7	ESTIMATED BEGINNING FUND BALANCE (must equal prior Ending Fund Balance)		2,465,489	1,284,657	1,450,578	2,575,978	7,776,702
8	RECEIPTS/REVENUES	Acct No.					
9	LOCAL SOURCES	1000					0
10	FLOW-THROUGH RECEIPTS/REVENUES FROM ONE DISTRICT TO ANOTHER DISTRICT	2000					0
11	STATE SOURCES	3000					0
12	FEDERAL SOURCES	4000					0
13	Total Receipts/Revenues		0	0	0	0	0
14	DISBURSEMENTS/EXPENDITURES	Funct No.					
15	INSTRUCTION	1000					0
16	SUPPORT SERVICES	2000					0
17	COMMUNITY SERVICES	3000					0
18	PAYMENTS TO OTHER DISTRICTS & GOVT. UNITS	4000					0
19	DEBT SERVICES	5000					0
20	PROVISION FOR CONTINGENCIES	6000					0
21	Total Disbursements/Expenditures		0	0	0		0
22	Excess of Receipts/Revenue Over/(Under) Disbursements/Expenditures		0	0	0	0	0
23	OTHER SOURCES/USES OF FUNDS						
24	OTHER SOURCES OF FUNDS (7000)						0
25	OTHER USES OF FUNDS (8000)						0
26	TOTAL OTHER SOURCES/USES OF FUNDS		0	0	0	0	0
27	ESTIMATED ENDING FUND BALANCE		2,465,489	1,284,657	1,450,578	2,575,978	7,776,702

ILLINOIS STATE BOARD OF EDUCATION
SCHOOL BUSINESS SERVICES DIVISION

	A	B	R	S	T	U	V
1			ESTIMATED BUDGET FY2017-18				
2							
3	LaSalle-Peru Twp High School 120	35-050-1200-17					
4	<i>District Number</i>						
5							
6			Educational Fund	Operations & Maintenance Fund	Transportation Fund	Working Cash Fund	Total
7	ESTIMATED BEGINNING FUND BALANCE (must equal prior Ending Fund Balance)		2,465,489	1,284,657	1,450,578	2,575,978	7,776,702
8	RECEIPTS/REVENUES	Acct No.					
9	LOCAL SOURCES	1000					0
10	FLOW-THROUGH RECEIPTS/REVENUES FROM ONE DISTRICT TO ANOTHER DISTRICT	2000					0
11	STATE SOURCES	3000					0
12	FEDERAL SOURCES	4000					0
13	Total Receipts/Revenues		0	0	0	0	0
14	DISBURSEMENTS/EXPENDITURES	Funct No.					
15	INSTRUCTION	1000					0
16	SUPPORT SERVICES	2000					0
17	COMMUNITY SERVICES	3000					0
18	PAYMENTS TO OTHER DISTRICTS & GOVT. UNITS	4000					0
19	DEBT SERVICES	5000					0
20	PROVISION FOR CONTINGENCIES	6000					0
21	Total Disbursements/Expenditures		0	0	0		0
22	Excess of Receipts/Revenue Over/(Under) Disbursements/Expenditures		0	0	0	0	0
23	OTHER SOURCES/USES OF FUNDS						
24	OTHER SOURCES OF FUNDS (7000)						0
25	OTHER USES OF FUNDS (8000)						0
26	TOTAL OTHER SOURCES/USES OF FUNDS		0	0	0	0	0
27	ESTIMATED ENDING FUND BALANCE		2,465,489	1,284,657	1,450,578	2,575,978	7,776,702

**ILLINOIS STATE BOARD OF EDUCATION
SCHOOL BUSINESS SERVICES DIVISION**

	A	B	W	X	Y	Z
1			SUMMARY			
2			BUDGET ADDENDUM - DEFICIT REDUCTION PLAN			
3	LaSalle-Peru Twp High School 120 35-050-1200-17		ESTIMATED BUDGET			
4	<i>District Number</i>		<i>Date of Adoption:</i>			
5			<i>(Enter as MM/DD/YY)</i>			
6			FY2014-15	FY2015-16	FY2016-17	FY2017-18
7	ESTIMATED BEGINNING FUND BALANCE (must equal prior Ending Fund Balance)		10,333,029	7,776,702	7,776,702	7,776,702
8	RECEIPTS/REVENUES		Acct No.			
9	LOCAL SOURCES		10,269,567	0	0	0
10	FLOW-THROUGH RECEIPTS/REVENUES FROM ONE DISTRICT TO ANOTHER DISTRICT		0	0	0	0
11	STATE SOURCES		2,105,774	0	0	0
12	FEDERAL SOURCES		660,428	0	0	0
13	Total Receipts/Revenues		13,035,769	0	0	0
14	DISBURSEMENTS/EXPENDITURES		Funct No.			
15	INSTRUCTION		9,205,929	0	0	0
16	SUPPORT SERVICES		5,483,062	0	0	0
17	COMMUNITY SERVICES		0	0	0	0
18	PAYMENTS TO OTHER DISTRICTS & GOVT. UNITS		663,000	0	0	0
19	DEBT SERVICES		0	0	0	0
20	PROVISION FOR CONTINGENCIES		103,990	0	0	0
21	Total Disbursements/Expenditures		15,455,981	0	0	0
22	Excess of Receipts/Revenue Over/(Under) Disbursements/Expenditures		(2,420,212)	0	0	0
23	OTHER SOURCES/USES OF FUNDS					
24	OTHER SOURCES OF FUNDS (7000)		1,235,000	0	0	0
25	OTHER USES OF FUNDS (8000)		1,371,115	0	0	0
26	TOTAL OTHER SOURCES/USES OF FUNDS		(136,115)	0	0	0
27	ESTIMATED ENDING FUND BALANCE		7,776,702	7,776,702	7,776,702	7,776,702

Deficit Reduction Plan-Background/Assumptions
Fiscal Year 2015 through Fiscal Year 2018

LaSalle-Peru Twp High School 120

35-050-1200-17

Please complete the following schedule and include a brief description to identify any areas of the budget that will be impacted from one year to the next. If the deficit reduction plan relies upon new local revenues, identify contingencies for further budget reductions which will be enacted in the event those new revenues are not available. For additional information, please see:

www.isbe.net/sfms/budget/2014/budget.htm

1. Background and Narrative of Budget Reductions:

2. Assumptions Used in the Deficit Reduction Plan:

- **Foundation Levels for General State Aid:**

- **Equal Assessed Valuation and Tax Rates:**

- **Employee Salaries and Benefits:**

- Short and Long Term Borrowing:

- Educational Impact:

- Other Assumptions:

- Has the district considered shared services or outsourcing (Ex: Transportation, Insurance) If yes please explain:

ESTIMATED LIMITATION OF ADMINISTRATIVE COSTS

(For Local Use Only)

This is an estimated Limitation of Administrative Costs Worksheet only and will not be accepted for Official Submission of the Limitation of Administrative Costs Worksheet.

The worksheet is intended for use during the budgeting process to estimate the district's percent increase of FY2015 budgeted expenditures over FY2014 actual expenditures. Budget information is copied to this page. Insert the prior year estimated actual expenditures to compute the estimated percentage increase (decrease).

The official Limitation of Administrative Costs Worksheet is attached to the end of the Annual Financial Report (ISBE Form 50-35) and may be submitted in conjunction with that report.

An official Limitation of Administrative Costs Worksheet can also be found on the ISBE website at:

[Limitation of Administrative Costs](#)

ESTIMATED LIMITATION OF ADMINISTRATIVE COSTS WORKSHEET (Section 17-1.5 of the School Code)
--

School District Name: LaSalle-Peru Twp High School 120
 RCDT Number: 35-050-1200-17

Description	Funct. No.	Estimated Actual Expenditures, Fiscal Year 2014			Budgeted Expenditures, Fiscal Year 2015		
		(10) Educational	(20) Operations & Maintenance	Total	(10) Educational	(20) Operations & Maintenance	Total
1. Executive Administration Services	2320			0	154,403		154,403
2. Special Area Administration Services	2330			0	83,843		83,843
3. Other Support Services - School Administration	2490			0	0		0
4. Direction of Business Support Services	2510			0	21,800	0	21,800
5. Internal Services	2570			0	59,300		59,300
6. Direction of Central Support Services	2610			0	0		0
7. Deduct - Early Retirement or other pension obligations required by state law and include above				0			0
8. Totals		0	0	0	319,346	0	319,346
9. Estimated Percent Increase (Decrease) for FY2015 (Budgeted) over FY2014 (Actual)							Enter Actual Data!

Reference Description

- ¹ Each fund balance should correspond to the fund balance reflected on the books as of June 30th - Balance Sheet Accounts #720 and #730 (audit figures, if available).
- ² Accounting and Financial Reporting for Certain Grants and Other Financial Assistance. The "On-Behalf" Payments should only be reflected on this page (Budget Summary, Lines 10 and 20).
- ³ Requires the secretary of the school board to notify the county clerk (within 30 days of the transfer approval) to abate an equal amount of taxes to be next extended. See Sec. 10-22.14 & 17-2.11.
- ^{3a} Requires notification to the county clerk to abate an equal amount from taxes next extended. See section 10-22.14
- ⁴ Principal on Bonds Sold:
 - (1) Funding Bonds are to be entered in the fund or funds in which the liability occurs.
 - (2) Refunding Bonds can be entered in the Debt Services Fund only.
 - (3) Building Bonds can be entered in the Capital Projects Fund only.
 - (4) Fire Prevention and Safety Bonds can be entered in the Fire Prevention & Safety Fund only.
- ⁵ The proceeds from the sale of school sites, buildings, or other real estate shall be used first to pay the principal and interest on any outstanding bonds on the property being sold, and after all such bonds have been retired, the remaining proceeds from the sale next shall be used by the school board to meet any urgent district needs as determined under Sections 2-3.12 and 17-2.11 of the School Code. Once these issues have been addressed, any remaining proceeds may be used for any other authorized purpose and for deposit into any district fund.
- ⁶ The School Code, Section 10-22.44 prohibits the transfer of interest earned on the investment of "any funds for purposes of Illinois Municipal Retirement under the Pension Code." This prohibition does not include funds for Social Security and Medicare-only purposes. For additional requirements on interest earnings, see 23 Illinois Administrative Code, Part 100, Section 100.50.
- ⁷ Cash plus investments must be greater than or equal to zero.
- ⁸ For cash basis budgets, this total will equal the Budget Summary - Total Direct Receipts/Revenues (Line 9) plus Total Other Sources of Funds (Line 46).
- ⁹ For cash basis budgets, this total will equal the Budget Summary - Total Direct Disbursements/Expenditures (Line 19) plus Total Other Uses of Funds (Line 79).
- ¹⁰ Working Cash Fund loans may be made to any district fund for which taxes are levied (Section 20-5 of the School Code).
- ¹¹ Include revenue accounts 1110 through 1115, 1117, 1118 & 1120.
- ¹² The School Code Section 17-2.2c. Tax for leasing educational facilities or computer technology or both, and for temporary relocation expense purposes.
- ¹³ Corporate personal property replacement tax revenue must be first applied to the Municipal Retirement/Social Security Fund to replace tax revenue lost due to the abolition of the corporate personal property tax (30 ILCS 115/12). This provision does not apply to taxes levied for Medicare-Only purposes.
- ¹⁴ Only tuition payments made to private facilities. See Functions 4200 or 4400 for estimated public facility disbursements/expenditures.
- ¹⁵ Payment towards the retirement of lease/purchase agreements or bonded/other indebtedness (principal only) otherwise reported within the fund - e.g.: alternate revenue bonds. (Describe & Itemize)
- ¹⁶ Only abolishment of Working Cash Fund must transfer its funds directly to the Educational Fund upon adoption of a resolution and at the close of the current school Year (see 105 ILCS 5/20-8 for further explanation)
Only abatement of working cash fund can transfer its funds to any fund in most need of money (see 105 ILCS 5/20-10 for further explanation)

CHECK FOR ERRORS	
<p>This worksheet checks various cells to assure that selected items are in balance. Out-of-balance conditions are accompanied by an error message. Errors must be corrected before the budget is finalized and submitted to ISBE.</p>	
Budget Item References	Message
Is Deficit Reduction Plan Required?	Deficit reduction plan is not required.
If required, is Deficit Reduction Plan Completed (Page: DefReductPlan 20-24)?	
1. Cover Page - CASH or ACCRUAL	
Check one type of Accounting Basis used on the Cover sheet.	CASH
2. Budget Summary: Other Sources (Page BudgetSum 2-3 - Acct 7000), must equal Other Uses (BudgetSum 2-3 - Acct. 8000).	
Estimated Beginning Fund Balance July, 1 2014 for all Funds (Cells C3 - K3)(Line must have a number or zero)	OK
Transfer Among Funds (Funds 10, 20, 40 - Acct 7130 - Cells C29, D29, F29), must equal (Funds 10, 20 & 40 - Acct 8130 - Cells C52, D52, F52).	OK
Transfer of Interest (Funds 10 thru 90 - Acct 7140 - Cells C30:K30), must equal (Funds 10 thru 60, & 80 - Acct 8140 - Cells C53:H53, J53).	OK
Transfer to Debt Service to Pay Principal on Capital Leases (Fund 30 - Acct 7400 - Cell E39) must equal (Funds 10, 20 & 60 - Acct 8400 Cells C57:H60).	OK
Transfer to Debt Service to Pay Interest on Capital Leases (Fund 30 - Acct 7500 - Cell E40) must equal (Funds 10, 20 & 60 - Acct 8500 - Cells C61:H64).	OK
Transfer to Debt Service Fund to Pay Principal on Revenue Bonds (Fund 30 - Acct 7600 - Cell E41) must equal (Funds 10 & 20 - Acct 8600 - Cells C65:D68).	OK
Transfer to Debt Service to Pay Interest on Revenue Bonds (Fund 30 - Acct 7700 - Cell E42) must equal (Funds 10 & 20 - Acct 8700 - Cells C69:D72).	OK
Transfer to Capital Projects Fund (Fund 60 - Acct 7800 - Cell H43) must equal (Fund 10 & 20, Acct 8800 - Cells C73:D76).	OK
3. Summary of Cash Transactions: Beginning Cash Balance on Hand July 1, 2014, (CashSum 4, All Funds), cannot be negative.	
Educational (Fund 10 - Cell C3)	OK
Operations & Maintenance (Fund 20 - Cell D3)	OK
Debt Service (Fund 30 - Cell E3)	OK
Transportation (Fund 40 - Cell F3)	OK
Municipal Retirement/Social Security (Fund 50 - Cell G3)	OK
Capital Projects (Fund 60 - Cell H3)	OK
Working Cash (Fund 70 - Cell I3)	OK
Tort (Fund 80 - Cell J3)	OK
Fire Prevention & Safety (Fund 90 - Cell K3)	OK
4. Summary of Cash Transactions: Ending Cash Balance on Hand June 30, 2015, (Page CashSum 4 - All Funds), cannot be negative.	
Educational (Fund 10 - Cell C21)	OK
Operations & Maintenance (Fund 20 - Cell D21)	OK
Debt Service (Fund 30 - Cell E21)	OK
Transportation (Fund 40 - F21)	OK
Municipal Retirement/Social Security (Fund 50 - Cell G21)	OK
Capital Projects (Fund 60 - H21)	OK
Working Cash (Fund 70 - Cell I21)	OK
Tort (Fund 80 - Cell J21)	OK
Fire Prevention & Safety (Fund 90 - Cell K21)	OK
5. Summary of Cash Transactions: Other Receipts, (Page CashSum 4), must equal Other Disbursements, (Page CashSum 4).	
Interfund Loans Payable (Funds 10:60, 80, 90 - Acct 411 - Cells C6:H6, J6:K6) must equal Interfund Loans Receivable (Funds 10:20, 40, 70 - Acct 141 - Cells C15:D15, F15, I15).	OK
Interfund Loans Receivable (Funds 10, 20, 40 & 70 - Acct 141 - Cells C7:D7, F7, I7) must equal Interfund Loans Payable (Funds 10:60, 80, 90 - Acct 411 - Cells C16:H16, J16, K16).	OK

End of Balancing