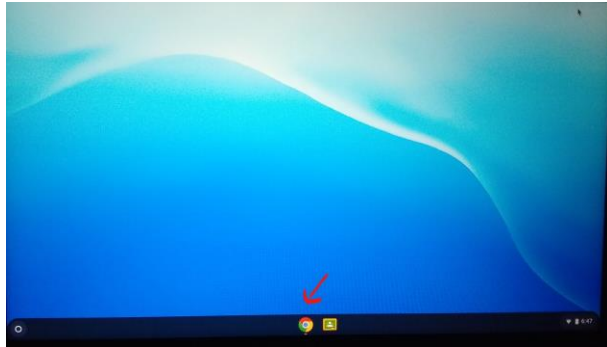

CHROMEBOOK

HOW TO ACCESS LP LEARNING APPLICATIONS USING THE CLEVER PORTAL

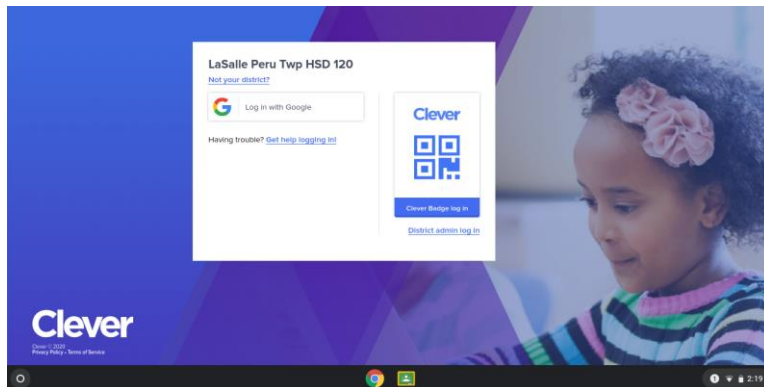
- 1) Sign in to your Chromebook
- 2) Launch the Chrome Browser from the desktop Shelf



- 3) The Clever sign in screen should auto load. If you don't see the Clever portal click on the Home Button



- Sign in to the Clever portal by selecting “Log in with Google”




- 4) You will need to choose an account –
 - select your Google account/LP email address
 - your Clever portal Dashboard will open

Apps



Websites



Your Clever Portal might look different, depending on the applications used by your teachers. If you are missing an application you need in your Clever Portal, contact the LP Tech Center.

How to sign in to LP Learning Applications



Office 365/Email

Launch the Office 365 App.

You will see the “First time login to Office 365” screen.

Type in your username which is your email address and password (this information is the same as credentials you use to login to the Chromebook).

Clever will auto populate the login and password screens – this process takes about 5-10 seconds.

You will see the “Stay signed in? Page. Select Don’t show this again and No.

Select the Outlook icon to open your email.



PowerSchool

Launch the PowerSchool App.

You will see the “First time login to PowerSchool” screen.

Type in your Powerschool Username and Password – your credentials were mailed home to you in July. If you need your credentials, please email helpdesk@lphs.net

Clever will auto populate the login and password screens – this process takes about 10 seconds.

You will see the “Stay signed in? Page. Select Don’t show this again and No.

Select the Outlook icon to open your email.



Google Classroom

Launch the Google Classroom App.

You will see the “Google Choose an account” screen.

You should see your name and email address - Select your account.

Google Classroom will load.

Once your teacher provides you with a “class code”, you will click on “Join your first class!” in the upper right hand corner.



Edgenuity Courseware™ / MyPath® / UpSmart®

Launch the Edgenuity Courseware MyPath App.

Clever will automatically log you into the program using your LP email username and password.



Follett Destiny

Follett Destiny provides 24/7 to LP's Library Catalog, Electronic Databases and other useful resources.

Launch the Follett Destiny App.

Username is your student id number

Password is your birthdate – mdyyy

(If you'd like to change your password, please see Mr. Kelty or Mrs. Scoma in the Library.)



IXL

Launch the IXL App.

Clever will automatically log you into the program using your LP email username and password.

Remember, depending on the applications used by your teachers, you might have additional applications on your landing page.

If you are missing an application you need in your Clever Portal, contact the LP Tech Center.